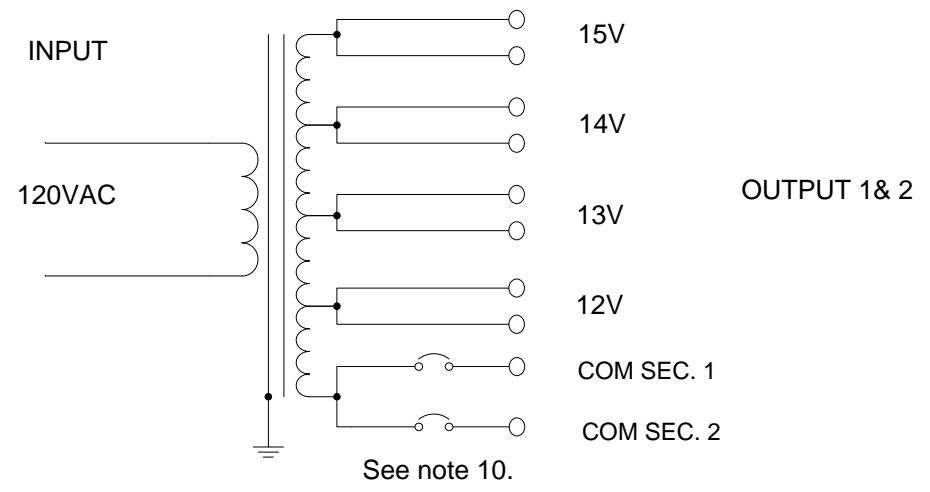
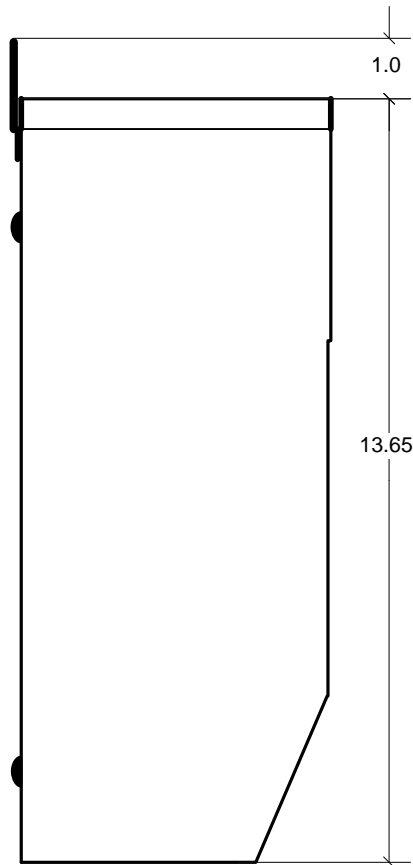



Table 1.

Terminal block label	Output Volts
12V	12.2
13V	13
14V	14
15V	14.8

NOTES:

1. Output voltage in table 1 with 120VAC applied and fully loaded for each of 2 circuits.
2. Maximum no load input current : 0.9A
3. Case Temperature not exceed 66°C in a 40°C ambient, fully loaded.
4. The actual transformer 600VA casted in case.
5. The transformer is dimmable with all dimmers designed for magnetic transformers.
6. Input leads are 18 AWG output leads are 12 AWG. Lead insulation is 105°C.
7. The output terminal block rated for 55A and 8 AWG.
8. The photocell terminal block rated for 40A 10 AWG.
9. The transformer use class B (130°C) insulation system.
10. The transformer has 2 manual reset magnetic 25A circuit breakers on the secondary side.
11. Wiring compartment has 8 knockouts sized for 3/4 inch screw cable connectors.
12. The removable cover for the wiring compartment secured in place with two screws.  
Second not removable cover secured by clips.
13. The case is black powder coated.
14. The Transformer is UL listed.
15. The label containing Magnefield catalog number and electrical rating.
16. The transformer ready to use with timer and photocell.



				13332 Blythe st. N Hollywood, CA 91405 www.emcod.com	
				PAGE ____	SCALE no scale
DRW.				OF ____	TOLERANCE ±
CHK.				DESCRIPTION: Multi-tap 600VA 12V system Outdoor Transformer.	
APV.					
PART No. MT- 600 REV. A					