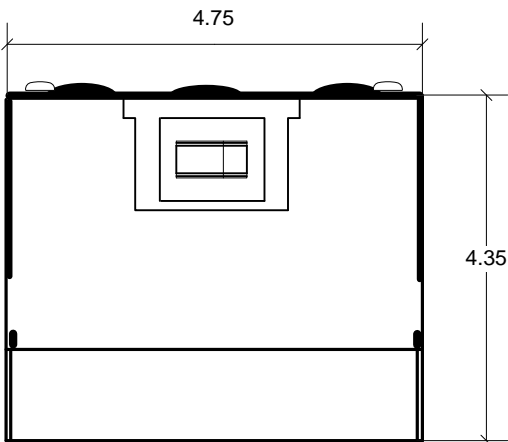
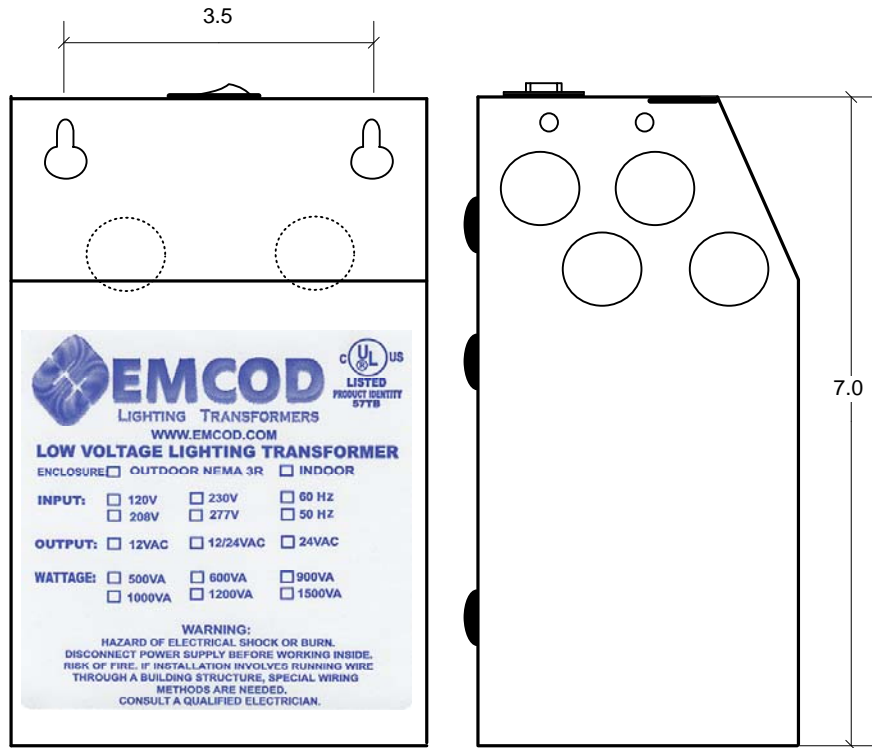
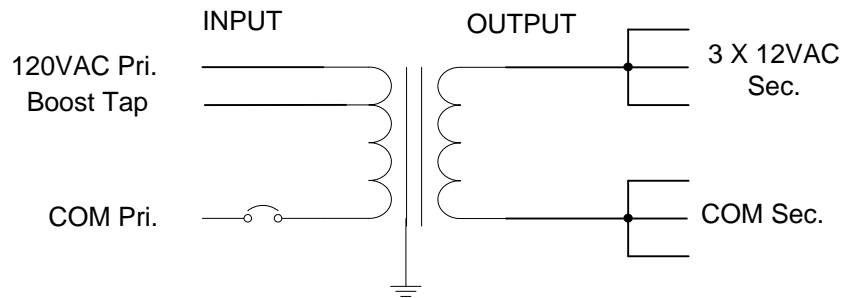


Two keyholes and additional knockout on the back.



**NOTES:**

1. Output voltage in table 1 with 120VAC applied and fully loaded.
2. Maximum no load input current : 0.9A
3. Enclosure Temperature does not exceed 70°C in a 40°C ambient, fully loaded.
4. The actual transformer 750VA is encapsulated in the enclosure.
5. The transformer is dimmable with all dimmers that provide symmetrical form of the current under any condition.
6. Input leads are 18 AWG output leads are 12 AWG. Lead insulation is 105°C.
7. The transformer uses a class B (130°C) insulation system.
8. The transformer has a manual reset thermal 9A circuit breaker on the primary side.
9. Wiring compartment has 8 side and 2 back knockouts sized for 3/4 inch screw cable connectors.
10. The removable cover for the wiring compartment is secured in place by clips.
11. The enclosure is black powder coated.
12. The Transformer is UL listed. UL file number: E194005.
13. The label contains Technomagnet's catalog number and electrical rating.
14. The boost tap option is indicated by the marked check box on the label.



**Table 1.**

Output Volts	
120VAC	Boost
3 X 11.8	3 X 12.8

				13332 Blythe st. N Hollywood, CA 91405 www.emcod.com	
				PAGE ____	SCALE no scale
DRW.		OF ____	TOLERANCE ±		
CHK.					
APV.					
PART No. <b>EMC750</b>				REV. <b>A</b>	