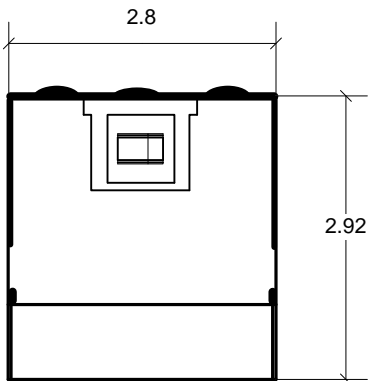
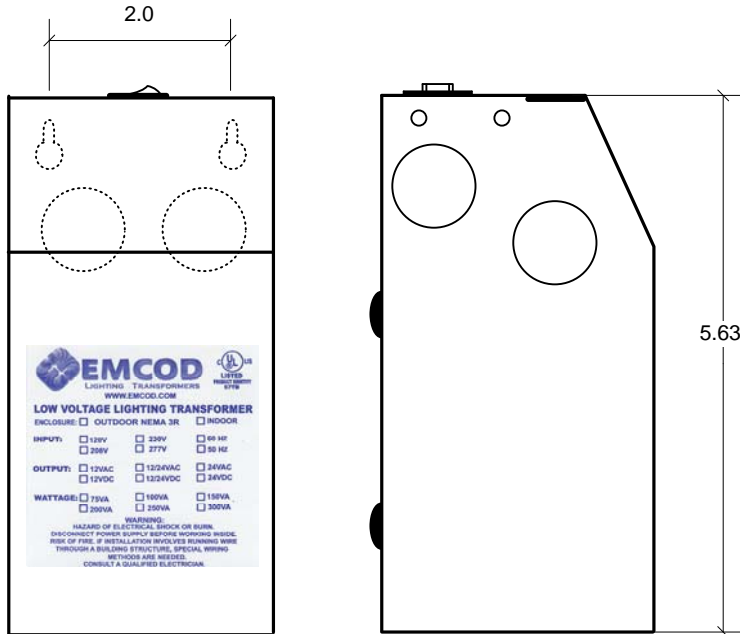


Two keyholes and two additional knockouts on the back



NOTES:

1. Output voltage in table 1 with 120VAC applied and fully loaded.
2. Maximum no load input current : 0.5A
3. Enclosure Temperature does not exceed 65°C in a 40°C ambient, fully loaded.
4. The actual transformer 150VA is encapsulated in the enclosure.
5. The transformer is dimmable with all dimmers that provide symmetrical form of the current under any condition.
6. Input leads are 18 AWG output leads are 12 AWG. Lead insulation is 105°C.
7. The transformer uses a class B (130°C) insulation system.
8. The transformer has a manual reset thermal 2A circuit breaker on the primary side, or a 20A circuit breaker on the secondary side indicated by the marked check box on the label.
9. Wiring compartment has 4 side and 2 back knockouts sized for 3/4 inch screw cable connectors.
10. The removable cover for the wiring compartment is secured in place by clips.
11. The enclosure is black powder coated.
12. The Transformer is UL listed. UL file number: E194005.
13. The label contains Technomagnet's catalog number and electrical rating.
14. The boost tap option is indicated by the marked check box on the label.

External debuzzing choke
On the primary side.
(Optional)

277VAC
(Optional)
120VAC Pri.
Boost Tap
COM Pri.

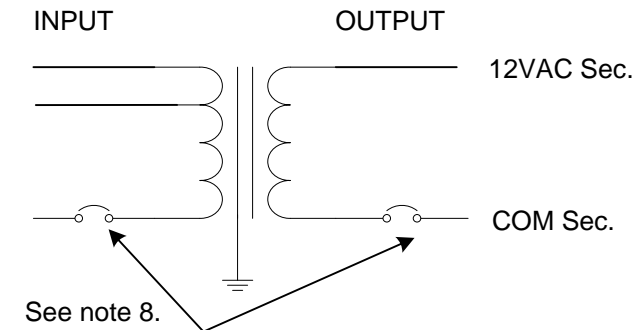


Table 1.

Output Volts	
120AC	Boost
11.8	12.8

				13332 Blythe st. N Hollywood, CA 91405 www.emcod.com			
				PAGE ____	SCALE no scale	DESCRIPTION: Compact indoor 12V 150VA Low voltage Transformer.	
DRW.	NAME	DATE	SING.	OF ____	TOLERANCE ±		
CHK.							
APV.							
PART No. EMC - 150 REV. A							